

MAPA offers a full line of rooftop pipe supports.

MAPA
PRODUCTS

Innovative Rooftop Supports Since 1998

MAPA
PRODUCTS
Protect
your roof.

Why Use Engineered Rooftop Pipe Supports?

Rooftop supports protect your roof, prevent problems and are required by code. Wood or synthetic blocks (plastic, rubber or foam) can tear roofs and cause leaks as they move when pipes expand and contract due to thermal expansion. Wood blocks deteriorate over time, which can result in unsupported, collapsed pipes and are not compliant with industry standards or codes including the International Fuel Gas Code. Additionally, wind, rain and snow can move and damage pipes that are propped on wood or synthetic blocks.

MAPA, the leading innovator in engineered rooftop supports, offers:

- Complete line of rooftop supports
- Products ship fully assembled for quick installation
- Quick height adjustment
- Supports allow pipes to expand and contract without abrading roof
- Optional base pads to protect roof
- Structurally attached models for high-wind and seismic areas available
- Compliant with International Fuel Gas Code and recognized industry standards including MSS-58, MSS-69 and MSS-127
- Cost-effective; more durable and weather-resistant than foam, rubber or stackable plastic supports
- New, favorable freight terms
- MAPA offers a Limited Lifetime Warranty (see mapaproducts.com for details) and manufactures in the USA



Wood and synthetic blocks (plastic, rubber or foam) are not compliant with the International Fuel Gas Code.

MAPA Product Line

Gas and Mechanical

Products include, but are not limited to:

Roller supports:

- Accommodates expansion and contraction
- Fixed and adjustable height models
- Optional neoprene pad (recommended) adhered to base
- Rubber roller with nylon bushing assembly and stainless steel shaft and hardware to resist corrosion
- Freestanding or structurally attached
- Pipe diameter up to 10 inches
- MT Series—UV-stabilized, durable nylon base, designed for pipes up to 2" (optional pad)
- MS Series—UV-stabilized, durable nylon base, designed for pipes up to 5" (optional pad)
- MX Series—Heavy-duty stainless steel base



MT-2RF4



MS-5RA10-P



MX-5RA9-SA




MX-5RA6

Electrical and Refrigeration

Aluminum strut supports:

- One-piece design
- Integrated shallow strut
- EPDM rubber pad helps protect roof
- Multiple custom lengths from 6" to 20"



MA-6SF4-P



MT-8SF4



MS-12SA10-P

Nylon strut supports:

- Aluminum struts resist corrosion
- Stainless steel hardware
- Fixed and adjustable height models
- Strut width from 8 in. to 6 ft.
- Freestanding or structurally attached
- Optional neoprene pad (recommended) adhered to base
- MA Series (light-duty, nylon base, shallow strut, optional pad)
- MS Series (standard-duty, nylon base, shallow strut, optional pad)
- MX Series (heavy-duty, stainless base, heavy square strut)



MX-4HA18



MX-14SA9-SA

Condensate or Sloped Lines

Single post:

- Adjustable or fixed height options available, various clamp sizes available
- For 1/2" to 2" copper, steel or PVC
- Stainless steel clamp and hardware
- Freestanding or structurally attached



MT-1V



MS-1-(X)SA10-P



MX-1.375-SA

Hydronics

Big Roller:

- Rollers allow for thermal expansion and contraction
- Spacers prevent pipe from "walking"
- Ships flat and assembled; just rotate bases



Big Roller

Trapeze:

- Flexible configurations
- Utilizes master base as the support base, typically 1 5/8" slotted beams (based on loading) and galvanized or stainless steel hardware
- Composite base also available
- Freestanding or structurally attached



Trapeze with Clevis Hanger

Bridges:

- Flexible configurations
- Utilizes master base as the support base, typically 1 5/8" slotted beams (based on loading) and galvanized or stainless steel hardware
- Composite base also available
- Freestanding or structurally attached



Bridging Assembly

Protect your roof with MAPA products

Duct Work

Trapeze:

- Flexible configurations
- Utilizes master base as the support base, typically 1 5/8" slotted beams (based on loading) and galvanized or stainless steel hardware
- Composite base also available
- Freestanding or structurally attached



Duct Support

Additional MAPA Products

Master Base:

- Heavy-duty platform
- Sold as a base only or complete with all components
- 304-grade stainless steel
- Notched corners to prevent water retention
- Rolled edges to prevent roof damage
- Used for heavy-duty trapeze/bridge supports, equipment supports and crossover/walkways
- Designed to support loads from 250-800 lbs.
- Optional rubber walk pad
- Freestanding or structurally attached



Master Base

Equipment Supports:

- Used for rooftop equipment and junction boxes
- Freestanding or structurally attached
- Utilizes 304-grade stainless steel Master Base
- Optional rubber walk pad



Equipment Supports

Crossover/Walkway:


- Flexible configuration
- Freestanding or structurally attached
- 304-grade stainless steel Master Base
- Rolled edges protect roof
- Optional rubber walk pad



Crossover/Walkway

Walk Pads:


- 1/2" thick rubber (multiple sizes available)



Walk Pads

Electrical Pedestal:

- Eliminates multiple penetrations for electrical connections to rooftop equipment
- Pedestal is installed through roof penetration and secured with an under-deck anchoring system
- Watertight, stainless steel shroud installs with integral stainless steel flashing flange or optional deck cap
- Pedestals ship completely assembled with safety switch and wiring leads



Electrical Pedestal

Plumbing Pedestal (Rooftop Hydrant):

- Provides rooftop water
- Installed through roof penetration and secured with an under-deck anchoring system
- MPH-24FP:24/9—Freezeless sanitary hydrant. No drain required. When hydrant is "OFF," the water remaining in stand pipe drains into a reservoir tank below the roofline.
- MPH-24D:24/9—Freezeless hydrant. Plumbs to a drain located below the roofline.

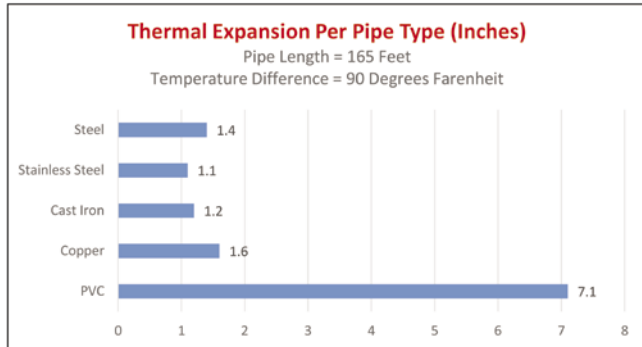


Plumbing Pedestal

Protect your roof with MAPA products

Thermal expansion: the reason you need pipe supports.

Thermal expansion and contraction causes pipe to move, which can result in roof and pipe damage. The rate of thermal expansion depends upon three factors: pipe material, the length of the pipe and the temperature range, and/or the hottest and coldest temperature the pipe will be exposed to. Rooftop pipe supports protect roofs by allowing pipes to move without damaging the roof—and are required by code.



The photos above illustrate what can happen when pipes are subjected to thermal expansion without proper pipe support.

MAPA supports are compliant with International Fuel Gas Code

SECTION 404 (IFCG) PIPING SYSTEM INSTALLATION

■ 404.9 Above-ground outdoor piping.

Piping installed outdoors shall be elevated not less than 3 inches (89 mm) above ground and where installed across roof surfaces, shall be elevated not less than 3 inches (89 mm) above the roof surface. Piping installed above ground, outdoors, and installed across the surface of roofs shall be securely supported and located where it will be protected from physical damage.

SECTION 4074 (IFCG) PIPING SUPPORT

■ 407.2 Design and installation.

Piping shall be supported with metal pipe hooks, metal pipe straps, metal bands, metal brackets, metal hangers or building structural components, suitable for the size of piping, of adequate strength and quality, and located at intervals so as to prevent or **damp out excessive vibration**. Piping shall be anchored to prevent undue strains on connected appliances and shall not be supported by other piping. **Pipe hangers and supports shall conform to the requirements of MSS SP-38 and shall be spaced in accordance with Section 415.** Supports, hangers and anchors shall be installed so as **not to interfere with the free expansion and contraction of the piping** between anchors. All parts of the supporting equipment shall be designed and installed so that they will not be disengaged by movement of the supported piping.

SECTION 415 (IFCG) PIPING SUPPORT INTERVALS

■ 415.1 Interval of support.

Piping shall be supported at intervals not exceeding the spacing specified in Table 415.1. Spacing of supports for CSST shall be in accordance with the CSST manufacturer's instructions.

TABLE 415.1 – SUPPORT OF PIPING

STEEL PIPE NOMINAL SIZE OF PIPE (inches)	SPACING OF SUPPORTS (feet)	NOMINAL SIZE OF TUBING (SMOOTH-WALL) (inch O.D.)	SPACING OF SUPPORTS (feet)
1/2	6	1/2	4
3/4 or 1	8	5/8 or 3/4	6
1 1/4 or larger (horizontal)	10	7/8 or 1 (horizontal)	8
1 1/4 or larger (vertical)	Every floor level	1 or larger (vertical)	Every floor level

For SI: 1 inch = 25.4 mm, 1 foot = 304.8 mm.



www.MAPAproducts.com (903) 781-6996



Innovative rooftop supports since 1998

Patented and Patents Pending. Visit mapaproducts.com for details. © MAPA Products, LLC